

Scaled data based on original data using
LM-79-08 Approved Method: Electrical and Photometric Measurements of Solid-
State Lighting Products

Test Report Prepared for
Cooper Lighting Solutions
(formerly Eaton)

Brand: STREETWORKS

Report Number: P881525

Luminaire Tested: **NVN-SB1A-722-U-T1**

Issue Date: 10/7/2024

Test Information

Test Method: LM-79-08
Report Number: P881525
TEST IS SCALED FROM IESNA LM-79-08 TEST DATA (G2-2405-108-2)
Test Lab: INNOVATION CENTER
Issue Date: 10/7/2024
Manufacturer: COOPER LIGHTING SOLUTIONS (FORMERLY EATON)
Product Line: STREETWORKS
Catalog Number: NVN-SB1A-722-U-T1
Description: NAVION ROADWAY AND AREA HIGH DENSITY LED LUMINAIRE
(1) 70 CRI, 2200K, 350mA LIGHTSQUARE WITH 26 LEDS AND TYPE I OPTICS
Light Source: -
Ballast/Driver: ELECTRONIC DRIVER

Summary

Lumens per Lamp: N/A
Luminaire Lumens: 3539 lumens
Efficiency: N/A
Efficacy: 114.5 lumens/watt
Luminous Opening: Rectangular (W 0.5' x L: 0.5' x H: 0')
IES Classification: Type I - Short
BUG Rating: B2 - U0 - G2

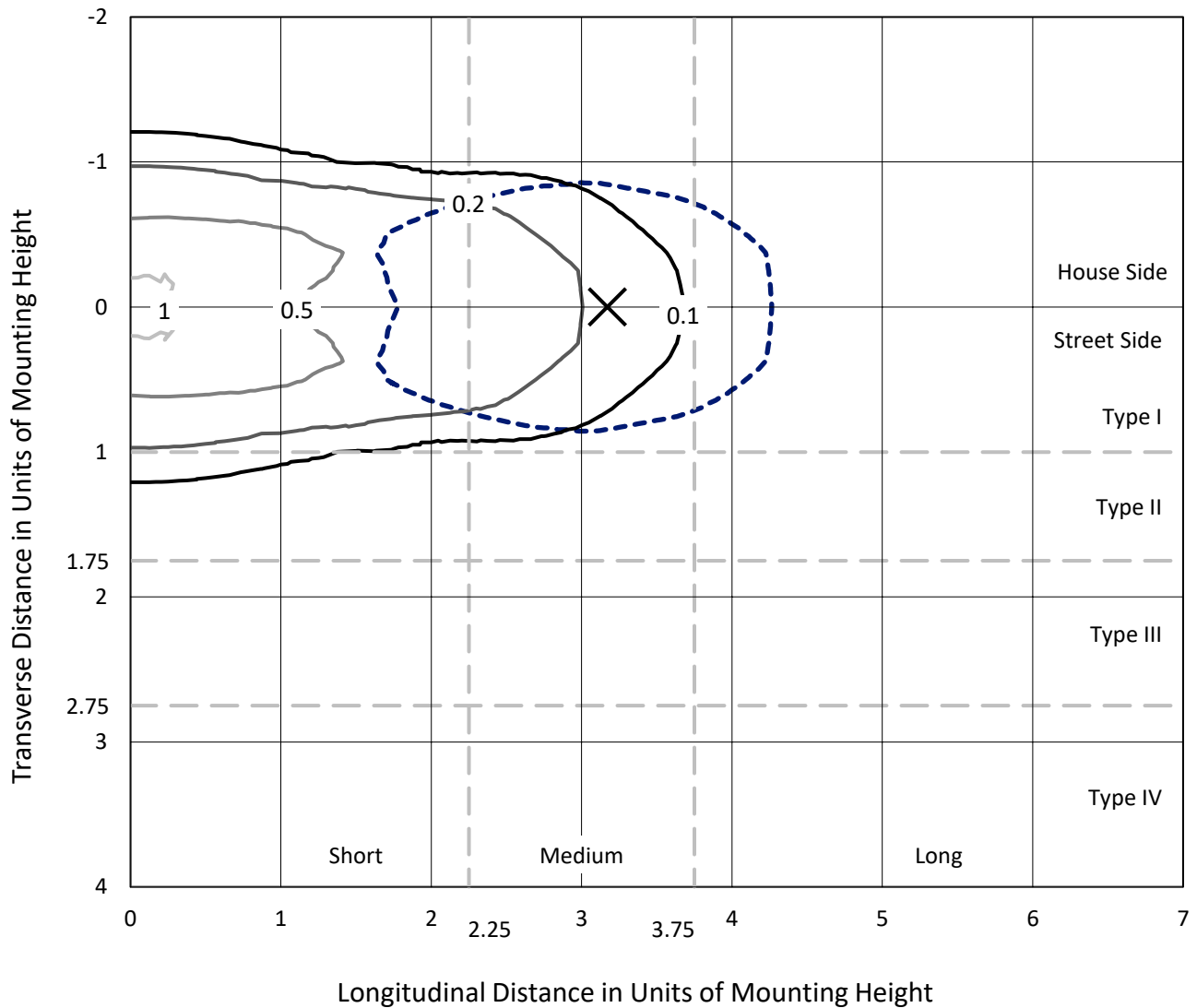
Input Watts (W): 30.9
Input Voltage (V): 120.0
Input Current (Ain): 0.263
Voltage Rise (V): NR
Power Factor: 0.995
Total Harmonic Distortion (THDi): 6.356
Frequency (hertz): 60
Stabilization Time: NR
Operation Time: NR
Ambient Temperature (°C): NR
Test Distance: 24 FT



REPORT NUMBER: P881525
 CATALOG NUMBER: NVN-SB1A-722-U-T1

Iso-Footcandle Lines of Horizontal Illumination

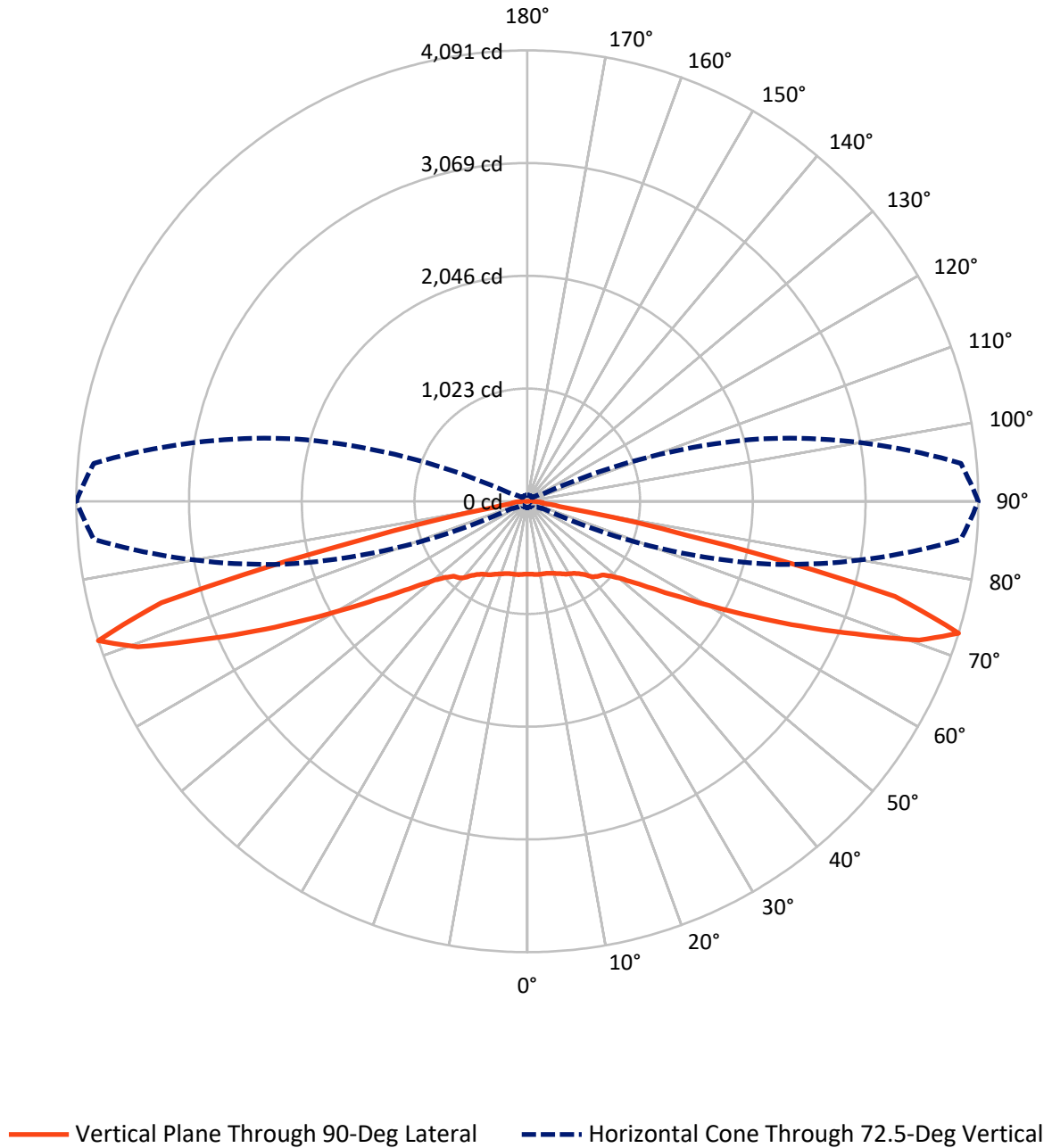
✕ Max cd
 - - - 1/2 Max cd



Based on 25 foot mounting height. Maximum calculated value = 1.1 fc
 Type I - Short - N/A

REPORT NUMBER: P881525
CATALOG NUMBER: NVN-SB1A-722-U-T1

Luminous Intensity Polar Plot



REPORT NUMBER: P881525
 CATALOG NUMBER: NVN-SB1A-722-U-T1

FLUX DISTRIBUTION:

		Downward	Upward	Total
House Side	Lumens	1769.5	0.0	1769.5
	% Fixture	50.0	0.0	50.0
Street Side	Lumens	1769.5	0.0	1769.5
	% Fixture	50.0	0.0	50.0
Total	Lumens	3539.0	0.0	3539.0
	% Fixture	100.0	0.0	100.0

ZONAL LUMENS:

Zone	Lumens	% Fixture
0°-10°	64.1	1.8
10°-20°	196.1	5.5
20°-30°	326.9	9.2
30°-40°	449.6	12.7
40°-50°	549.1	15.5
50°-60°	635.1	17.9
60°-70°	757.2	21.4
70°-80°	528.5	14.9
80°-90°	32.5	0.9
90°-100°	0.0	0.0
100°-110°	0.0	0.0
110°-120°	0.0	0.0
120°-130°	0.0	0.0
130°-140°	0.0	0.0
140°-150°	0.0	0.0
150°-160°	0.0	0.0
160°-170°	0.0	0.0
170°-180°	0.0	0.0
0°-90°	3539.0	100.0
0°-180°	3539.0	100.0

Coefficient of Utilization



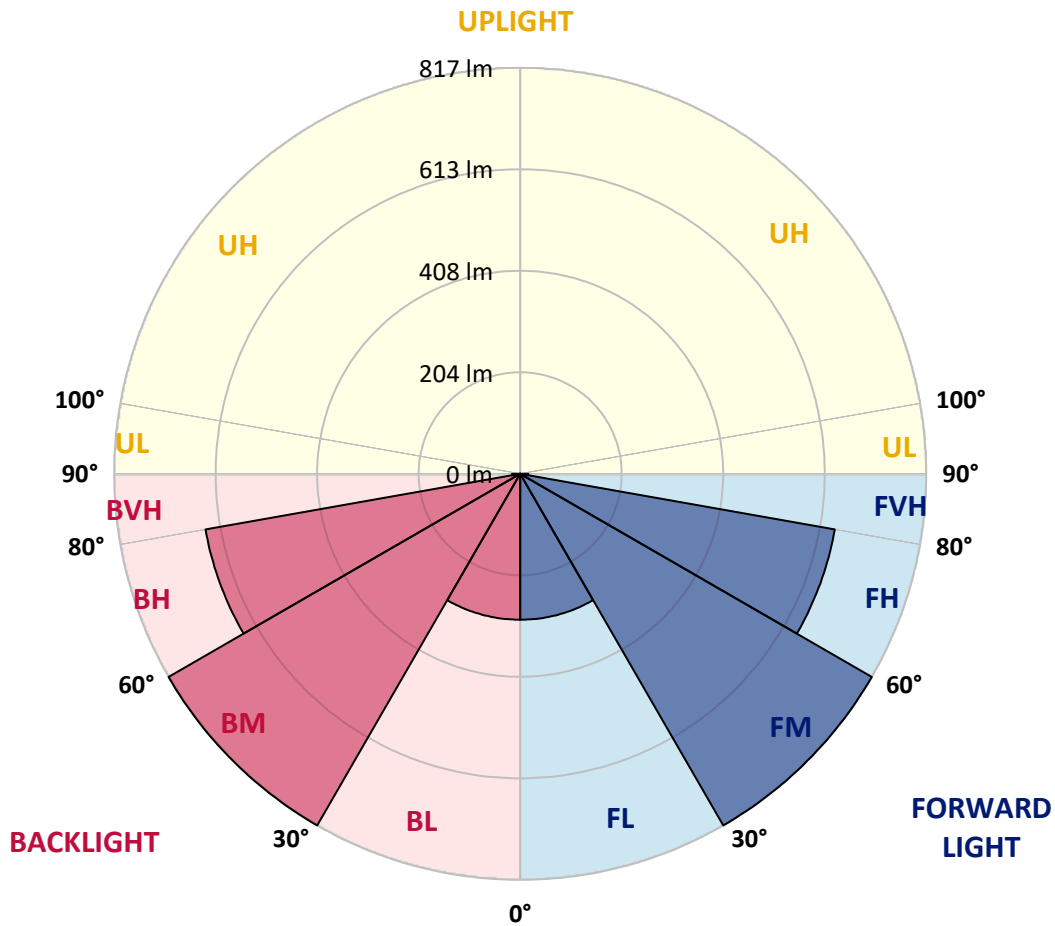
REPORT NUMBER: P881525
 CATALOG NUMBER: NVN-SB1A-722-U-T1

LUMINAIRE CLASSIFICATION SYSTEM LUMEN TABLE AND BUG RATING:

Zone	Lumens	% Fixture	Zone Rating/Lumen Limit		
			B	U	G
FL (0°-30°)	293.5	8.3			
FM (30°-60°)	816.9	23.1			
FH (60°-80°)	642.9	18.2			G0/660
FVH (80°-90°)	16.2	0.5			G1/100
BL (0°-30°)	293.5	8.3	B1/500		
BM (30°-60°)	816.9	23.1	B1/1000		
BH (60°-80°)	642.9	18.2	B2/1000		G2/1000
BVH (80°-90°)	16.2	0.5			G1/100
UL (90°-100°)	0.0	0.0		U0/0	
UH (100°-180°)	0.0	0.0		U0/0	

BUG Rating: B2-U0-G2

Type I Short



REPORT NUMBER: P881525
 CATALOG NUMBER: NVN-SB1A-722-U-T1

CANDELA DISTRIBUTION (FULL):

	0°	5°	15°	25°	35°	45°	55°	65°	75°	85°	90°
0°	661.3	661.3	661.3	661.3	661.3	661.3	661.3	661.3	661.3	661.3	661.3
2.5°	661.9	662.6	662.6	662.1	663.4	662.2	662.2	661.7	662.2	661.7	661.7
5°	665.2	666.2	666.6	666.4	668.1	667.1	667.1	666.4	666.6	666.0	666.0
7.5°	671.6	673.0	673.7	674.7	677.1	676.0	675.2	673.0	672.0	670.5	670.5
10°	673.7	675.2	677.7	682.6	688.2	688.4	686.1	680.5	676.2	672.8	672.2
12.5°	667.3	669.4	674.5	684.4	697.0	702.1	698.5	689.1	680.7	674.7	673.7
15°	659.2	661.5	669.2	684.2	702.9	714.7	714.3	701.9	688.4	679.0	677.5
17.5°	646.6	648.9	660.0	681.0	707.4	726.9	732.2	719.4	700.4	687.8	685.8
20°	623.9	625.9	641.4	670.9	708.9	739.9	753.6	742.4	718.7	701.5	698.4
22.5°	594.3	597.5	615.6	653.4	705.3	753.5	778.1	770.4	739.9	716.2	711.9
25°	562.7	566.1	587.2	632.0	696.1	763.2	807.1	802.2	764.0	734.5	728.4
27.5°	535.5	539.0	562.0	610.7	681.8	767.0	835.7	838.1	793.1	754.6	748.2
30°	514.0	517.4	541.9	593.6	663.4	763.2	860.7	877.6	822.9	772.1	762.9
32.5°	490.5	494.8	520.6	572.7	641.6	754.2	882.5	920.3	857.3	790.9	779.2
35°	460.8	464.8	491.8	544.1	613.0	739.7	900.7	967.7	906.6	819.5	806.5
37.5°	424.7	428.5	455.3	508.4	584.6	719.4	914.6	1021.1	965.2	860.7	843.4
40°	388.4	392.0	417.2	468.5	550.5	693.5	919.5	1073.4	1032.6	917.3	898.8
42.5°	355.1	358.3	381.4	429.2	512.3	660.4	913.1	1118.9	1092.9	956.8	933.1
45°	324.4	327.3	347.8	392.3	472.7	620.1	894.0	1167.8	1164.8	985.0	953.0
47.5°	289.5	292.3	313.5	356.6	433.0	572.9	861.4	1216.0	1264.7	1048.9	1012.1
50°	246.8	249.2	271.0	315.4	391.8	522.7	816.3	1253.8	1390.7	1145.8	1099.5
52.5°	196.2	198.8	220.1	264.4	342.9	468.7	756.8	1278.4	1536.3	1287.2	1230.3
55°	146.0	147.8	166.3	206.1	282.3	407.2	682.4	1285.4	1701.4	1480.6	1409.3
57.5°	105.9	107.0	118.9	148.6	214.0	330.3	591.9	1267.3	1897.9	1728.5	1638.8
60°	85.8	86.1	89.7	102.9	148.8	243.4	482.6	1205.2	2111.2	2048.0	1935.0
62.5°	77.9	77.9	78.8	82.4	100.6	160.6	350.4	1076.6	2339.9	2451.8	2300.4
65°	72.4	72.4	72.8	74.5	79.4	102.3	221.2	867.1	2532.7	2924.9	2733.4
67.5°	67.5	67.7	67.5	68.1	70.9	75.6	128.3	598.9	2636.5	3415.0	3208.3
70°	62.4	62.8	61.9	61.9	64.1	64.3	80.3	328.4	2550.4	3825.8	3771.4
72.5°	56.4	57.0	55.5	55.1	56.8	56.0	60.4	157.6	2189.7	3948.4	4091.4
75°	51.2	51.9	48.5	47.6	47.6	47.0	49.1	80.9	1421.2	3220.9	3445.1
77.5°	46.5	48.0	42.5	39.5	38.7	37.1	40.1	49.5	621.6	1512.2	1480.8
80°	38.4	40.4	35.0	31.4	30.1	28.2	31.6	34.6	184.9	351.2	336.3
82.5°	28.6	29.5	24.8	22.4	21.3	19.9	23.7	24.1	60.2	124.3	140.5
85°	18.2	18.6	15.2	13.2	12.6	12.0	15.0	13.2	22.9	91.4	132.8
87.5°	6.4	7.3	5.8	5.3	5.6	4.7	7.0	3.9	6.4	64.5	79.9
90°	0.0	0.0	0.0	0.0	0.0	0.0	0.0	0.0	0.0	0.0	0.0

(END OF REPORT)